

Model 805 Accelerometer



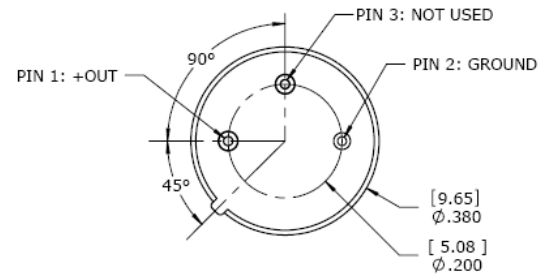
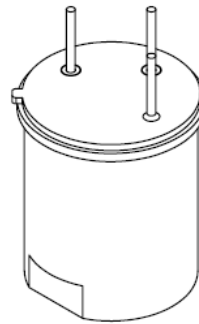
TO-5 Series Accelerometer
2-Wire IEPE Interface
Low-Cost, Embedded Applications
Wide Bandwidth to 15kHz



The Model 805 is a miniature adhesive mount IEPE accelerometer built on a 3-pin TO-5 header. It is available in $\pm 50g$ and $\pm 500g$ dynamic ranges and offers a flat frequency response to 15kHz. The accelerometer features a hermetic construction in a TO-5 header configuration. The model 805 incorporates a stable piezo-ceramic crystal and an integrated charge converter amplifier in a 100% shielded housing suitable for many embedded OEM applications.

The accelerometer is offered in two configurations; one for adhesive mounting and one for stud mounting.

dimensions

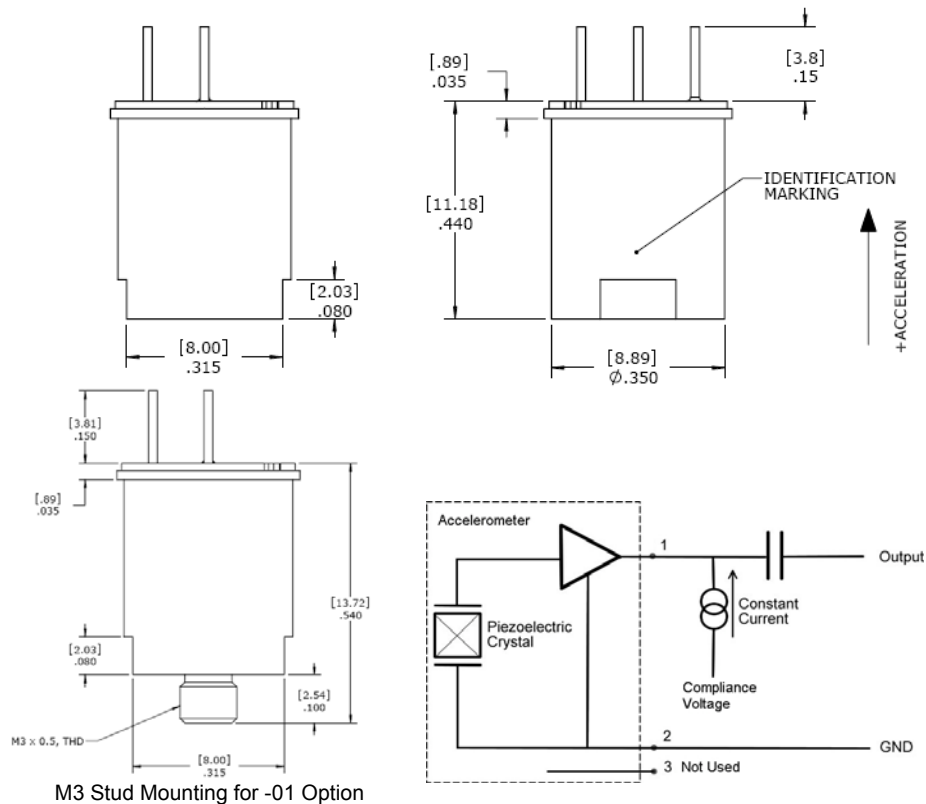


FEATURES

- $\pm 50g$ and $\pm 500g$ Range
- Wide bandwidth up to 15kHz
- TO-5 Configuration
- Hermetically Sealed
- -54°C to $+100^{\circ}\text{C}$ Operating Range
- Case Grounded Design

APPLICATIONS

- Machine Monitoring
- Low-Cost OEM Installation
- Permanent Structural Study
- Embedded Sensing Solution



Model 805 Accelerometer

performance specifications

All values are typical at +24°C, 100Hz and 4mA excitation unless otherwise stated. Measurement Specialties reserves the right to update and change these specifications without notice. Standard product parameters are described in PSC-1001 for Embedded AC Accelerometers.

Parameters

DYNAMIC

Range (g)	±50	±500
Sensitivity (mV/g)	100	10
Frequency Response (Hz)	1-8000	1-8000
Frequency Response (Hz)	0.4-10000	0.4-12000
Natural Frequency (Hz)	34000	34000
Non-Linearity (%FSO)	±1	±1
Transverse Sensitivity (%)	5	5
Shock Limit (g)	5000	5000

Notes

±10%
±1dB
±3dB

ELECTRICAL

Compliance Voltage (Vdc)	18 to 30	18 to 30
Excitation Current (mA)	2 to 10	2 to 10
Bias Voltage (Vdc)	8 to 12	8 to 12
Bias Voltage (Vdc)	6 to 13	6 to 13
Output Impedance (Ω)	<100	<100
Residual Noise (g RMS)	0.0003	0.0009
Grounding	Case grounded to mounting surface	

Room Temperature
-54 to +100°C

Broadband 1Hz to 10kHz

ENVIRONMENTAL

Temperature Response (%)	±10	±10
Operating Temperature (°C)	-54 to +100	
Storage Temperature (°C)	-54 to +125	

PHYSICAL

Sensing Element	Piezo-Ceramic
Case Material	Stainless Steel
Weight (grams)	5.0
Mounting	Adhesive or Circuit Board (M3 Stud Mounting for -01 Option)

Calibration supplied: CS-SENS-0100 NIST Traceable Amplitude Calibration at 100Hz

Wiring color code: See schematic

北京赛斯维测控技术有限公司
北京市朝阳区望京西路48号
金隅国际D座302
电话：+86 010 8477 5646
传真：+86 010 5894 9029
邮箱：sales@sensorway.cn

The information in this sheet has been carefully reviewed and is believed to be accurate; however, no responsibility is assumed for inaccuracies. Furthermore, this information does not convey to the purchaser of such devices any license under the patent rights to the manufacturer. Measurement Specialties, Inc. reserves the right to make changes without further notice to any product herein. Measurement Specialties, Inc. makes no warranty, representation or guarantee regarding the suitability of its product for any particular purpose, nor does Measurement Specialties, Inc. assume any liability arising out of the application or use of any product or circuit and specifically disclaims any and all liability, including without limitation consequential or incidental damages. Typical parameters can and do vary in different applications. All operating parameters must be validated for each customer application by customer's technical experts. Measurement Specialties, Inc. does not convey any license under its patent rights nor the rights of others.

ordering info

PART NUMBERING Model Number+Range

805-GGGG-XX

| | | | | Optional Stud Dash Number
| | | | | Range (0050 is 50g)

Dash Number
-01

Stud Options
M3 x 0.5 6g

Example: 805-0050
Model 805, 50g