

Model EGCS-D0/D1S Accelerometer



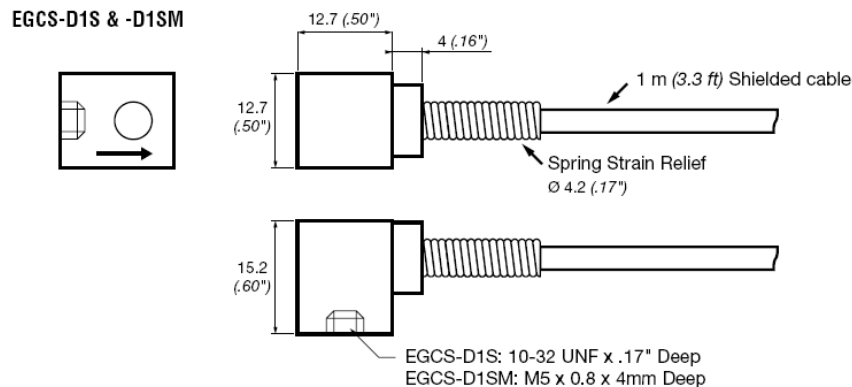
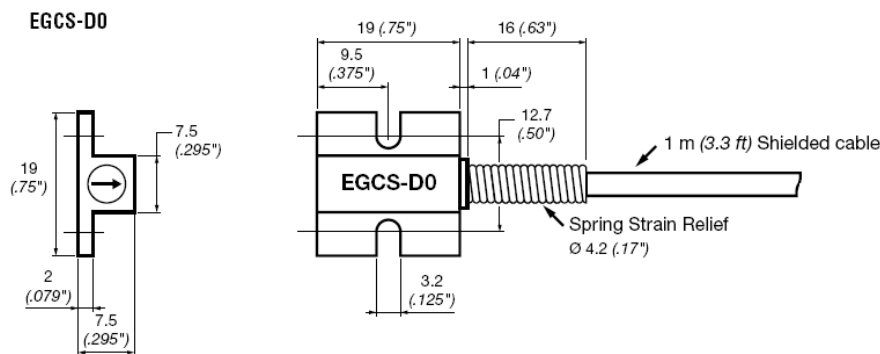
Rugged Design
DC Response, Critically Damped
 $\pm 5g$ to $\pm 10,000g$ Range
Broad Temperature Range



The Model EGCS-D0/D1S

accelerometers are critically damped with built-in over-range stops that are set to protect the unit against up to 20,000g shocks. This is ideal for applications which may experience rough handling or in situations where the accelerometer must survive a high initial overload in order to make a low g measurement. These units feature a Wheatstone Bridge output with compensated temperature range of +20 to +80°C.

dimensions

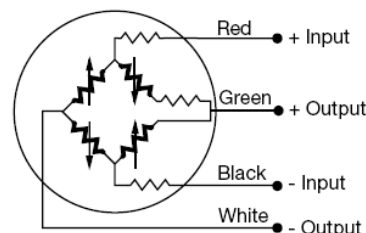


FEATURES

- $\pm 5g$ to $\pm 10,000g$ Dynamic Range
- Heavy Duty, Rugged
- Static and Dynamic Measurement
- DC to 4000Hz Frequency Response
- $\pm 1\%$ Non-Linearity
- -40°C to +100°C Temperature Range

APPLICATIONS

- General Purpose
- Impact & Shock Testing
- Vibration Monitoring
- Engine Testing
- Road Vehicle Testing



北京赛斯维测控技术有限公司
北京市朝阳区望京西路48号
金隅国际C座1002
电话：+86 010 8477 5646
传真：+86 010 5894 9029
邮箱：sales@sensorway.cn
<http://www.sensorway.cn>

Model EGCS-D0/D1S Accelerometer

performance specifications

All values are typical at +24°C, 80Hz and 15Vdc excitation unless otherwise stated. Measurement Specialties reserves the right to update and change these specifications without notice. Standard product parameters are described in PSC-1004 for Plug & Play DC Accelerometers.

Parameters

Parameters	±5	±10	±25	±50	±100	±250	±500	±1000	±2500	±5000	±10000
DYNAMIC											
Range (g)	40	20	8	4	2	0.8	0.4	0.2	0.08	0.04	0.016
Sensitivity (mV/g) ¹	0-90	0-120	0-240	0-360	0-540	0-780	0-1050	0-1500	0-2100	0-2400	0-3000
Frequency Response min. (Hz)											
+3%/-8%	0-150	0-200	0-400	0-600	0-900	0-1300	0-1750	0-2500	0-3500	0-4000	0-5000
Frequency Response nom. (Hz)											
+3%/-18%	300	400	800	1200	1800	2600	3500	5000	7000	8000	16000
Natural Frequency (Hz)	±1	±1	±1	±1	±1	±1	±1	±1	±1	±1	±1
Non-Linearity (%FSO)	<3	<3	<3	<3	<3	<3	<3	<3	<3	<3	<3
Transverse Sensitivity (%)	0.7	0.7	0.7	0.7	0.7	0.7	0.7	0.7	0.7	0.7	0.7
Damping Ratio, Nominal	500	1000	2000	5000	10000	10000	10000	10000	10000	20000	20000
Shock Limit (g)											

ELECTRICAL

Zero Acceleration Output (mV)	±20 Differential
Excitation Voltage (Vdc)	15 (can be used from 2 to 15Vdc but lower excitation voltage will decrease sensitivity accordingly)
Input Resistance (Ω)	2000 Nominal
Output Resistance (Ω)	1000 Nominal
Insulation Resistance (MΩ)	>100 @50Vdc
Ground Isolation	Isolated from Mounting Surface

ENVIRONMENTAL

Thermal Zero Shift	±2.0mV / 50°C (±2.0mV / 100°F)
Thermal Sensitivity Shift	±2.5% / 50°C (±2.5% / 100°F)
Operating Temperature	-40 to +100°C (-40 to +212°F)
Compensated Temperature	+20 to +80°C (+70 to +170°F), contact factory for other temperature compensation options
Storage Temperature	-40 to +100°C (-40 to +212°F)
Humidity	Epoxy Sealed, IP65

PHYSICAL

Case Material	Stainless Steel
Cable	4x #28 AWG Leads, PFA Insulated, Braided Shield, Polyurethane Jacket
Weight	10 grams for EGCS-D0, 12grams for EGCS-D1S
Mounting	ScREW Mount for EGCS-D0, Stud Mount for EGCS-D1S

¹ Output is ratiometric to excitation voltage

Calibration supplied: CS-FREQ-0100 NIST Traceable Amplitude Calibration from 20Hz to ±1/2dB Frequency Response Limit

Optional accessories: AC-A04686 Triaxial Mounting Block for EGCS-D0
121 3-Channel Precision Low Noise DC Amplifier
140 Auto-zero Inline Amplifier

The information in this sheet has been carefully reviewed and is believed to be accurate; however, no responsibility is assumed for inaccuracies. Furthermore, this information does not convey to the purchaser of such devices any license under the patent rights to the manufacturer. Measurement Specialties, Inc. reserves the right to make changes without further notice to any product herein. Measurement Specialties, Inc. makes no warranty, representation or guarantee regarding the suitability of its product for any particular purpose, nor does Measurement Specialties, Inc. assume any liability arising out of the application or use of any product or circuit and specifically disclaims any and all liability, including without limitation consequential or incidental damages. Typical parameters can and do vary in different applications. All operating parameters must be validated for each customer application by customer's technical experts. Measurement Specialties, Inc. does not convey any license under its patent rights nor the rights of others.

ordering info

EGCS – D0 – 100 – /Z1/L2M/C

| | | Options, otherwise leave blank
| | Range (100 is 100g)
| Housing (D0, D1S or D1SM)

Compensated Temp Ranges:

Standard = +20 to +80°C (+70 to +170°F)
Z* = Non standard, contact factory

Excitation Voltage:

Standard = 15Vdc

Special Cable Length:

V* = Non standard, contact factory

L00F = Replace "00" with length in feet

L00M = Replace "00" with length in meter

Connector Wired to Cable:

C = Microtech type male or equivalent

Example: EGCS-D0-100-/L2M

Model EGCS, D0 Housing Configuration, 100g Range, 2 Meter Cable Length