

# 34205A Accelerometer

±5 g to ±50 g  
Superior Zero g Bias Stability  
Low Noise – Wide Bandwidth



## Triaxial Analog Accelerometers

The Measurement Specialties 34205A triaxial accelerometer offers precision measurements over the entire -40 to +85°C temperature range with superior bias stability and measurement resolution.

A tough, compact housing holds potted electronics and the small size and built-in power regulation allow the 34205A to fit where other accelerometers can't. Choose from range options of ±50, ±40, ±30, ±25, ±20, ±10, or ±5, and various bandwidth options to best suit your application.

The voltage output of the 34205A is directly proportional to the acceleration along the axis. Each DC-coupled output is fully scaled, referenced, and temperature compensated. Users are supplied with a calibration certificate listing sensitivity and offset for each sensor.

The accelerometers have a nominal full scale output swing of ±2.25 volts. The zero g output level is nominally +2.5 volts. Custom versions of the 34205A can be provided.

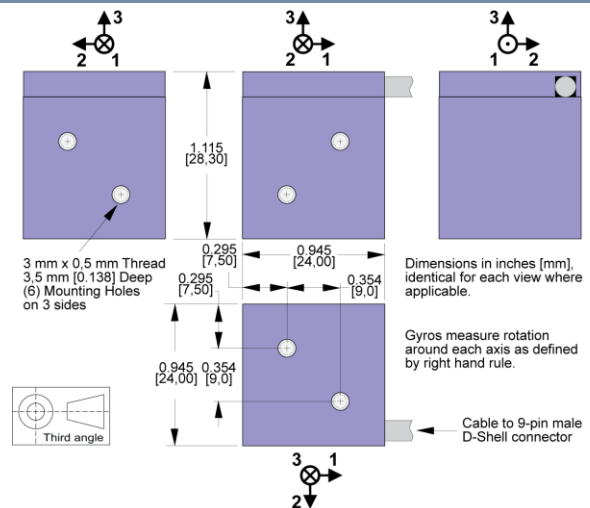
## FEATURES

- Superior Zero g Bias Stability
- Low Noise
- Bandwidth to 2 kHz
- High Accuracy and Linearity over Wide Temperature Range
- Rugged for Harsh Environments
- NIST Traceable Calibration
- Built-in Power Supply Regulation
- Easy Installation
- Three Year Warranty

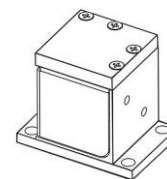
## APPLICATIONS

- Vehicle Dynamics
- Construction Equipment
- Research & Development
- Test & Measurement
- Military/Aerospace

## dimensions



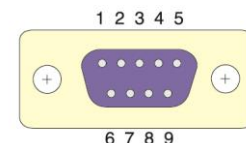
Two 3 mm x 0.5 mm threaded holes are provided on each of three orthogonal faces for mounting



Shown with mounting adapter 34170B (sold separately)

## connections

T004  
Male D-Shell  
Connector



Pin	1	2	3	4	5	6	7	8	9
Signal	A1+	Signal-	A2+	+5 V Out	A3+	T+	NC.	+Vs	Gnd
Wire	Brown	Red	Orange	Yellow	Green	Blue	Violet	Grey	White

The information in this sheet has been carefully reviewed and is believed to be accurate; however, no responsibility is assumed for inaccuracies. Furthermore, this information does not convey to the purchaser of such devices any license under the patent rights to the manufacturer. Measurement Specialties, Inc. reserves the right to make changes without further notice to any product herein. Measurement Specialties, Inc. makes no warranty, representation or guarantee regarding the suitability of its product for any particular purpose, nor does Measurement Specialties, Inc. assume any liability arising out of the application or use of any product or circuit and specifically disclaims any and all liability, including without limitation consequential or incidental damages. Typical parameters can and do vary in different applications. All operating parameters must be validated for each customer application by customer's technical expert. Measurement Specialties, Inc. does not convey any license under its patent rights nor the rights of others.

# 34205A Accelerometer

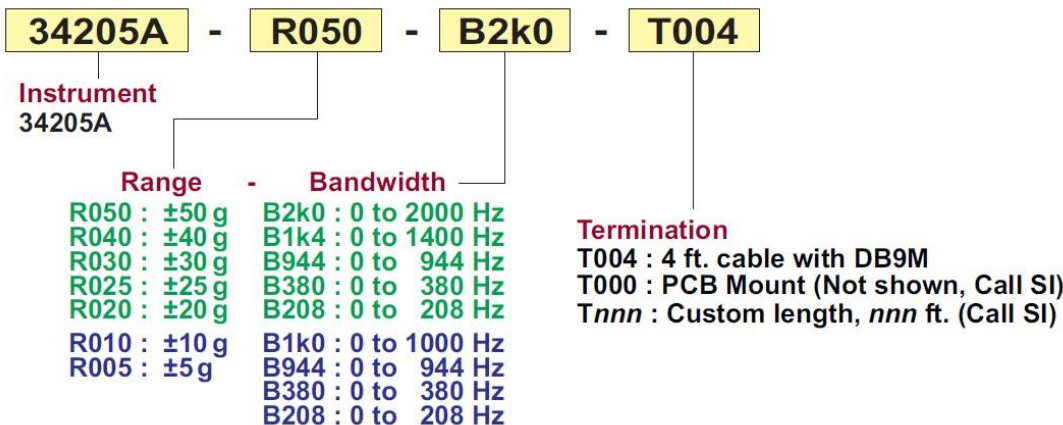
## Performance Specifications

$T_A = T_{min}$  to  $T_{max}$ ;  $8 \leq V_S \leq 18$  V; Acceleration = 0 g unless otherwise noted; within one year of calibration. Improved specifications available upon request.

PARAMETERS	Min	Typical	Max	Units	Conditions/Notes
<b>Range:</b> Measurement Full Scale	±5		±50	g	On each axis. Must specify via Option Rnnn
<b>Sensitivity</b>					
At 25°C, Option R050		40*		mV/g	Nom ±50 g; Precise values on cal certificate
Drift $T_{min}$ to $T_{max}$			±2.0	%	Percent of sensitivity at 25°C
<b>Zero g Bias Level</b>					
At 25 °C		2.5		V	Precise values on cal certificate
Drift to $T_{min}$ or $T_{max}$					
Option R050, R040, R030, R025, R020		±80	±200	mg	At 1.25°C/min. temperature rate of change
Option R010, R005		±16	±40	mg	At 1.25°C/min. temperature rate of change
<b>Alignment</b>					
Deviation from Ideal Axes		±0.35	±3.0	degrees	Can be compensated if required
<b>Nonlinearity</b>					
		±0.15	±0.5	% FSR	Best fit straight line
<b>Frequency Response</b>	0		2000	Hz	Upper cutoff per Option Bnnn, -3 dB pt ±10%
<b>Noise Density</b>					
Option R050, R040, R030, R025, R020		50		µg/√Hz	$T_A = 25^\circ\text{C}$
Option R010, R005		10		µg/√Hz	
<b>Temperature Sensor</b>					
Sensitivity		6.45		mV/°C	Accuracy ±1 °C
0°C Bias Level		509		mV	
<b>Outputs</b>					
Output Voltage Swing	0.25		4.75	V	$I_{OUT} = \pm 0.5$ mA
Capacitive Drive Capability	500			pF	
<b>Power Supply (V<sub>s</sub>)</b>					
Input Voltage Operating	+8		+18	V	Will withstand -20 V continuous or 36 V for <1 sec.
Input Current		33	50	mA	No load; quiescent
Rejection Ratio		>120		dB	DC
<b>Temperature Range (T<sub>A</sub>)</b>	-40		+85	°C	
<b>Mass</b>		35		grams	Precise values on cal certificate
<b>Shock Survival</b>	-5000		+5000	g	Any axis for 0.1 ms, powered or unpowered

\*Scale linearly with range option Rnnn; see Ordering Information

## ordering info



北京赛斯维测控技术有限公司  
 北京市朝阳区望京西路48号  
 金隅国际D座302  
 电话 : +86 010 8477 5646  
 传真 : +86 010 5894 9029  
 邮箱 : [sales@sensorway.cn](mailto:sales@sensorway.cn)  
 http://www.sensorway.cn